

Reach HIGHER



Bringing the world to the classroom
and the classroom to life

LANGUAGE WORLD Co., Ltd.

서울본사
대구/경북지사
부산/경남지사

서울시 양천구 목동서로 211 범문빌딩 2층
대구시 중구 국제보상로 673 종각빌딩 5층
부산시 해운대구 센텀서로 30 KNN 센텀타워 1207호

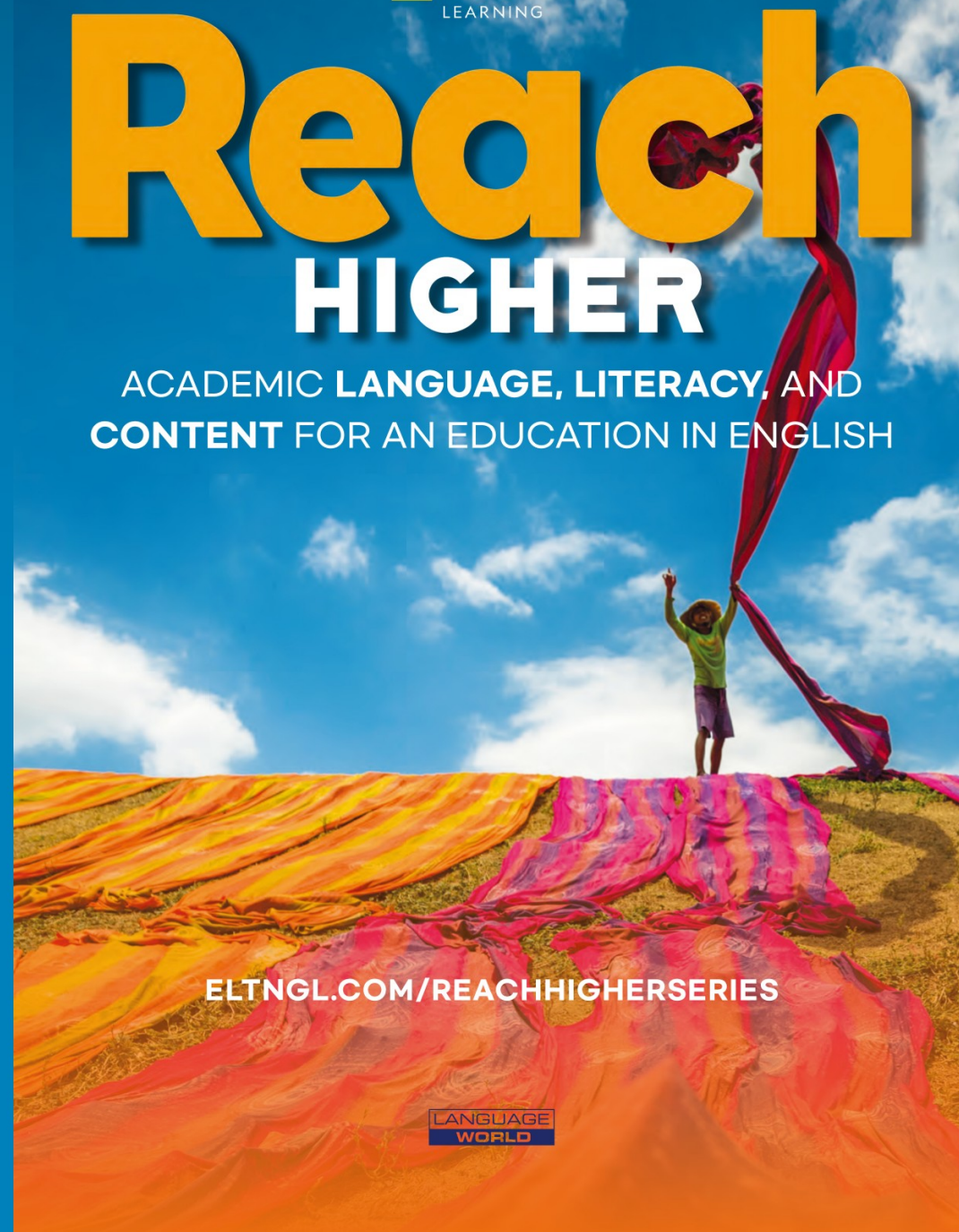
Tel. 02)2643-0264
Tel. 053)256-0011, 0051
Tel. 051)744-5131

Fax. 02)2643-7768
Fax. 053)256-0611
Fax. 051)744-5130

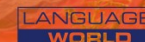


Reach HIGHER

ACADEMIC LANGUAGE, LITERACY, AND
CONTENT FOR AN EDUCATION IN ENGLISH



ELTNGL.COM/REACHHIGHERSERIES



LANGUAGE LITERACY CONTENT


Reach Higher는 아이들이 올바른 관점으로 세상과 나에 대해 배우는 영어 학습 교재입니다. Reach Higher로 Academic English Skill을 기르고, 영어학습에 꼭 필요한 배경 지식을 쌓을 수 있습니다.

CCSS(Common Core State Standards)를 반영한 교과 학습으로, 꼭 알아야 할 배경 지식을 영어로 익힐 수 있습니다.

- **CROSS-CURRICULAR, SIX-LEVEL PROGRAM** 미국 내 시험은 물론, 각종 영어 학습에 필요한 지식과 언어 습득을 목표로 전 영역을 고루 발전시키는 교재입니다.
- **ACADEMIC SKILL-BUILDING WITH PHONICS SUPPORT** 파닉스는 물론 영어스킬을 향상 시키며, 학습자 스스로 다양한 문화에 대해 이해할 수 있도록 돕습니다.
- **ALL-IN-ONE CLASSROOM PRESENTATION TOOL** 교사는 수업을 보다 효율적으로 준비, 진행, 평가할 수 있습니다.
- **READ ON YOUR OWN PHONICS READERS** 파닉스 학습과 빈출 단어 학습을 통해 영어 실력을 향상 시킵니다.



Student's Books Available as A and B volumes



Publisher	National Geographic School Pub					
Components	Level 1	Level 2	Level 3	Level 4	Level 5	Level 6
• Student Book	1A-1	2A-1	3A-1	4A	5A	6A
	1A-2	2A-2	3A-2			
• Practice Book	1B-1	2B-1	3B-1	4B	5B	6B
	1B-2	2B-2	3B-2			

CONTENT

Bring the real world to your academic classroom

학습자는 실제 영어 환경에서 영어로 자신감 있게 자신의 생각을 말할 수 있습니다.

National Geographic에 등장하는 사회·과학적인 논픽션 콘텐츠를 활용한 Reach Higher는 학습자의 영어 문해력을 높이는 데 기여하고, 배경 지식을 쌓을 수 있게 돕습니다.

Read a Story

Genre
A traditional tale is a very old story. It often tells how something in nature came to be. This tale is from the Diné, or Navajo, people in Arizona and New Mexico, USA.

Setting

Make Rain

by Mini Mortezai

Making Connections You read a tale about how rain came to be. Now read the scientific explanation.

Genre A science experiment gives steps to show how something happens in nature.

Do an experiment to see how rain forms. You will need: a glass jar, hot water, a plate, and ice cubes.

- Have your teacher pour two inches of hot water into the jar.
- Cover the jar with a plate. Wait five minutes.

Before You Continue

- Details** What materials do you need for the experiment?
- Predict** What do you think you'll need about rain? What will you find out?

FROG BRINGS RAIN

by Joseph Bruchac
Illustrated by S.D. Nelson

PAIRED READING PASSAGES 같은 주제, 다른 유형의 글을 다루며 언어·읽기·쓰기·단어 학습을 합니다.

NEW READING SELECTIONS FROM AROUND THE WORLD 전 세계에서 일어나는 사실 기반의 이야기로 생생하게 학습하며, 넓은 시각으로 세상을 이해할 수 있습니다.

Water for Everyone

Unit 3

Share What You Know

Think of ways that people use water.

Act out one idea. Work with a group. Retell the story using what you are doing.

Make a poster showing your group's ideas of how people use water.

Big Question Where do we get water?

TOKYO, JAPAN
People are drinking recycled water from the mouth of a giant robot that looks like a water bottle.

Read a Magazine Article

Genre
A magazine article is nonfiction. It can tell about real people, places, and events.

Text Features
A diagram can show how something works.

The PlayPump

Arrows show how water moves in this machine.

Numbers show the order things happen.

- Children play.
- Water pumps.
- Water moves through pipes.

Play Pumps

Turning Work into Play
by Catherine Clarke Fox

EXCLUSIVE NATIONAL GEOGRAPHIC NONFICTION SELECTIONS National Geographic의 재밌고 생생한 콘텐츠를 활용해, 학생들은 이야기에 심취해 리딩할 수 있습니다.

The Mighty Colorado

BY MINI MORTEZAI

Making Connections Now read about someone who cares about an important water source in the United States.

Genre A profile briefly describes a person. It tells what the person does and cares about.

Where do you get your water? You may get it from the Colorado River. The Colorado provides water for thirty million people in the United States. It gives them water to drink. It helps them stay clean. It even helps them grow crops.

thirty million very many
crops food

Before You Continue

- Ask Questions** What is one question you have about the Colorado River? How will you find the answer?
- Details** Name three things that people do with the water provided by the river.

CONTENT


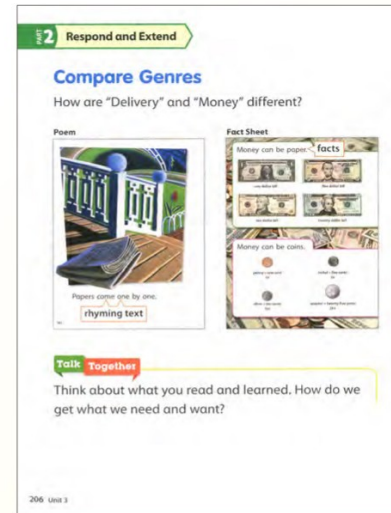
Prepare students to work with academic content areas in English independently
학생들이 스스로 학습할 수 있는 교육적인 콘텐츠를 제공합니다.

Reach Higher는 National Geographic의 풍부한 콘텐츠로 학습자들의 배경 지식을 넓힙니다. 더불어 논리적이고 비판적인 사고로 주제를 이해할 수 있도록 이끌며, 보다 능동적으로 정보를 수용하고 확장할 수 있는 방법을 제시합니다.




BIG QUESTION 각 유닛별 주제에 대해 소개하여 학습 주제를 학습자의 일상생활과 자연스럽게 연결 할 수 있도록 질문합니다.

SHARE WHAT YOU KNOW 학습자들은 주제에 대해 이야기 나누며, 자신의 경험을 친구들과 공유해 볼 수 있습니다.

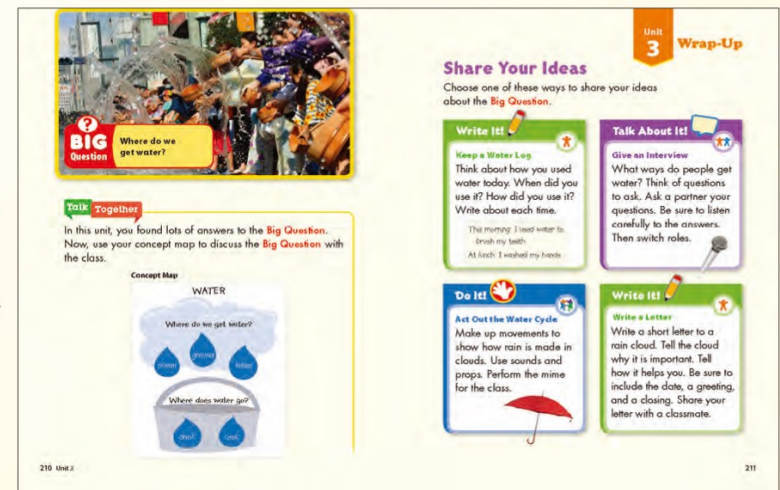


RESPOND AND EXTEND 논픽션, 픽션 읽기 자료에 자신의 경험을 연결시키며 사고를 확장하는 활동입니다.

High - Utility CONTENT AND ACADEMIC VOCABULARY 텍스트와 이미지 등 시각 자료를 풍부하게 제공하므로, 학습자는 보다 쉽게 단어를 이해할 수 있습니다.



SHARE YOUR IDEAS
Big Question에 대해 다시 답해보는 부분으로, 배운 내용을 복습하며 언어와 지식을 견고히 할 수 있는 학습입니다.



LITERACY

Text-centered activities develop students' ability to express ideas and build confidence as speakers and writers 문장 중심의 활동으로 학습자는 자신의 생각을 자신있게 글로 표현하는 능력을 발달시킬 수 있습니다.

Reach Higher는 학습자에게 글을 이해하고, 사실과 배경지식을 기반으로 한 사회·과학 과목 영역에서 보다 복잡한 문장을 다룰 수 있는 기술과 전략을 제공합니다.


READING STRATEGY 학습자가 체계적인 방법으로 새로운 텍스트의 내용을 이해할 수 있는 리딩 전략입니다.

LANGUAGE FRAMES 글을 이해하고 표현하는 데 필요한 언어 구조를 제공합니다.

2 Reading Strategy

Ask Questions

As you read, ask questions. You can find the answers to some questions in your head. Think to come up with answers. This will help you understand the text better.



Ask yourself questions about the text. Use what you know to figure out the answers.

How to Ask Questions



1. Ask a question. I wonder _____.
2. Think about what you already know. Think about what the author tells you. I know _____ The author tells me _____.
3. Think about the answer. Read on and ask more questions. So _____ Now I wonder _____.

180 Unit 3

2 Thinking Map

Cause and Effect

A cause is why something happens. An effect is what happens. Use a chart to show cause-and-effect relationships.

Cause	Effect
 <p>Ella puts up a poster.</p> <p>Write why something happens here.</p>	 <p>Kids stop wasting water.</p> <p>Write what happens here.</p>

Talk Together
Tell a partner about what happened because of an action you took. Together, make a cause-and-effect chart.

178 Unit 3

Language Frames

- I wonder _____.
- I know _____.
- The author tells me _____.
- So _____ Now _____.
- I wonder _____.

THINKING MAP

한눈에 개념을 정리하는 부분으로 학습자가 배운 내용과 생각을 정리하고 확장하는 데 도움이 됩니다.

THINKING AND RESPOND and REREAD AND RETELL

배운 내용으로 학습자가 직접 말로 표현하고 글로 쓰는 연습을 합니다.

2 Think and Respond

Talk About It

1. What **invention** does the magazine article tell about? Tell the name of the **machine** and one thing you learned about it.
The name of the machine is ____ I learned ____.
2. Define the word **invention**. Explain what the invention in the article does.
Invention means ____ In the article, the invention ____.
3. Ask a question about the **pump**. Find sentences that tell the answer.
My question about the pump is ____ I found the answer ____.

Write About It

Write sentences telling how the PlayPump helps **provide** people with water. Tell why this is an important invention.



The pump ____
This is important because ____.

198 Unit 3

Reread and Retell

Cause and Effect

What causes things to happen in "PlayPumps"?

Cause	Effect
 <p>Kids ride on the PlayPump and turn the wheel.</p>	

Now use your cause-and-effect chart. Tell a partner about more causes and effects in "PlayPumps."

So _____

Writing Project

Write as a Storyteller

Write a Folk Tale

Where do rivers come from? What can stop the rain? Write a folk tale about water. Turn your folk tale into a picture book to share.

Study a Model

A folk tale is an old story that people have told for many years. Some folk tales tell how something came to be.

The Lonely Ocean

by Lalisha Grant

Ocean was very lonely. People said her waves were too strong. So no one came near her.

One day, Ocean had a great idea! That night, she pushed pretty shells and rocks up onto the sand. The next morning, a girl saw the gifts. "Look!" she shouted. People ran to see what Ocean had left!

Soon Ocean had a lot of visitors. She wasn't lonely anymore!

Lalisha uses words that sound like her.

206 Unit 3

WRITING PROJECT 쓰기

심화 학습으로, 학습자는 내용에 대해 답하고 이해한 내용을 확인하는 과정을 통해 해당 Unit의 주제에 대해 깊이 사고할 수 있습니다.

LANGUAGE

Provides students with an interactive environment to acquire, expand, and practice English 학습자에게 영어 학습의 범위를 넓힐 수 있는 상호 교류적인 환경을 제공합니다.

Reach Higher는 학습자가 필요로 하는

단어 · 파닉스 · 읽기 · 쓰기 · 대화 등을 체계적으로 가르칩니다.

12 Language Focus

Define and Explain
Listen and sing.

What is a Pump?
A pump is a machine. We keep it nice and clean. With valves and pipes and other parts. This pump is a machine.

It has a job to do. It does it well for you. It gets fresh water from the ground. And brings it up to you. Water from the ground. Yes, water from the ground. Because this pump can do its job. There's water all around!

Song: "The Farmer in the Dell"

Words to Know
because
does
this

12 Word Work

Suffixes
A suffix is a word part that you add to the end of a word. This can change the word's meaning.

The suffix **-y** can change a noun to an adjective.
health + y = **healthy**

Drinking water is good for your health. It is a **healthy** thing to do.

The suffix **-ion** can change a verb to a noun.
invent + ion = **invention**

People invent many things. The PlayPump is one **invention**.

Try It Together
Read these sentences. Then follow the directions.
This water is not safe to drink. It is full of **dirt**. How do people **act** when it's dirty?

1. Add **-y** to the word **dirt**. What new word does it make?
2. Add **-ion** to the word **act**. What new word does it make?

LANGUAGE FOCUS AND ACADEMIC VOCABULARY 교과에 필요한 영어 단어를 제시합니다.

Academic Vocabulary

More Key Words

clean adjective The child is clean after her bath.	healthy adjective Eating fruit helps you stay healthy .	provide verb A water fountain provides water to drink.
require verb The teacher requires two people.	source noun The sun is a source of heat and light.	Talk Together Tell a partner what a Key Word means. Then your partner uses the word in a sentence. "Healthy" means to keep something in good health. "I require two people."

WORD WORK 학생들이 새로운 단어를 배우는데 필요한 어휘 학습 스킬과 전략을 가르칩니다.

PHONICS FOCUS

영어 발음 학습과 더불어 문맥에 맞게 내용을 이해할 수 있도록 연습합니다.

Unit 2 Phonics Focus

Vowel Sounds and Spellings: or, ore

Listen and Learn

1. Listen to each sentence. Choose the word with the same vowel sound as **or** or **ore** that best finishes the sentence.

1. The man planted a field of _____.
worn corn more

2. We will shop in that new _____.
store sport stork

3. The _____ on that rose will hurt your finger.
short tore thorn

4. Marco wants to know the _____ of the ball game.
snore score storm

Talk Together

1. Listen and read. Find the words with the vowel sound you hear in **or** or **ore**.

Drive It Home

Making Life Better
It is hard to find water in some places. Some people in these places have a special chore. They have to find fresh water. Each morning they go and get water. Sometimes, they walk many miles. Then they carry the water back to their homes. It is hard work. It takes up a lot of their time.

But many places are getting new wells. These wells help people. The wells are drilled near people's homes. Machines dig deep into the ground to find fresh water. Then a pump is put into the hole. People use the pump to draw water up from the well.

How does a well make a difference? Everyone has more water. People don't have to go far for water. They have clean water to drink. They have water for crops, like corn and beans. They can grow more crops because they have well water. People are happy because they can have a better life.

Work with a partner. Take turns. Read a word with the vowel sound you hear in the word **or** or **ore** from the passage. Make up new sentences using the word. Then choose another word.

Practice reading words with the vowel sound you hear in **or or **ore** by reading "Making Life Better" with a partner.**

GRAMMAR AND SPELLING

제시된 문법을 이해하고, 직접 써보는 학습으로 문법 실력 향상을 돕습니다.

Grammar and Spelling

Adverbs
Adverbs tell about actions. An adverb can tell how or when.

Grammar Rules Adverbs

- Many adverbs tell how something happens. These adverbs usually end in **-ly**. Kids play **happily** on the PlayPump. Water moves **quickly** from the well to the tank.
- Some adverbs tell when something happens. **Soon** the tank is full. People have clean water **now**.

Read Adverbs
Read these sentences from "PlayPumps." Find the adverbs that tell how and when.

Luckily, a new invention is making a big change for many people. Today, there are more than 1,200 PlayPumps in use.

Use Adverbs
Write two sentences about PlayPumps. Tell how they work. Use adverbs that tell how and when. Then share your sentences with a partner.

TEACHING SUPPORT

Classroom Presentation Tool for each level provides all-in-one support for teaching 수업에 필요한 모든 학습자료를 ALL-IN-ONE으로 제공하므로, 교사는 수업을 보다 효율적으로 준비·진행·평가할 수 있습니다.

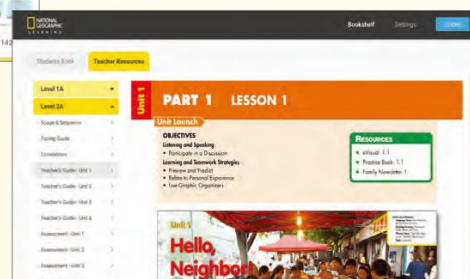
Reach Higher는 각 레벨에 맞는 Classroom Presentation Tool이 제공됩니다. 선생님은 이를 활용하여 학생들을 가르치기 위해 꼭 필요한 수업자료를 준비할 수 있으며, 다양한 방식으로 학생들의 학습을 평가하고 더 나은 학습 방법을 제시할 수 있습니다.



INTERACTIVE AND ANIMATED CONTENT 오디오를 포함한 풍부한 콘텐츠를 제공합니다. (Class Activities, Teaching Materials, Teaching Tips)




EXTRA ON-PAGE LANGUAGE SUPPORT AND RESOURCES 수업에 필요한 다양한 추가 교실 활동과 수업자료 티칭팅 등이 제공됩니다.




ADDITIONAL TEACHING RESOURCES

Lesson Plans, Pacing Guides, Word Lists, Assessment Resources, and Family Newsletter를 제공 받을 수 있습니다.
(ELTNGL.com/reachhigherseries)

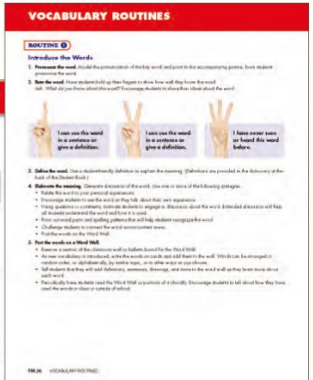
INSTRUCTIONAL ROUTINES 쓰기, 단어, 협동 학습을 위한 교육 방법을 소개합니다. 선생님은 이를 활용하여 티칭 테크닉을 발전 시키고 수업에 활용할 수 있습니다.



TWO-PAGE LESSONS 두 페이지로 구성된 내용은 선생님이 교실에서 꼭 필요한 수업을 준비하고 가르치기 쉽도록 돕습니다.




CLEAR, STEP-BY-STEP PROCEDURES AND INSTRUCTIONS 교실에서 학생을 지도할 때 필요한 활동을 체계적으로 다루고 있습니다.



MULTI-LEVEL STRATEGIES

학생들의 영어실력이 각자 다름에도, 여러 레벨을 아우르는 수업 방식을 소개하여 각 학생에 맞는 수준별 교육이 가능합니다.



OPTIONAL EXTENSION ACTIVITIES

단어, 문해력, 듣기, 말하기, 쓰기, 시험 방식 등 실전에서 활용 가능한 추가 활동을 제안합니다.

DOWNLOADABLE RESOURCES


언어세상 홈페이지 자료실에서 학습자료를 무료로 다운로드 할 수 있습니다.
(www.lwbooks.co.kr)

수업에 필요한 Teacher Presentation Tool, Lesson Plan, 본문 한글 번역, 단어장, Test, Worksheet, Monthly Plan 등 풍부한 학습 자료를 제공합니다.

• Teacher Presentation Tool



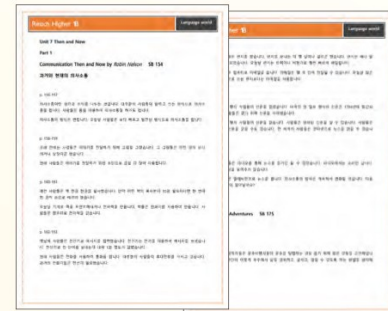
• Lesson Plan



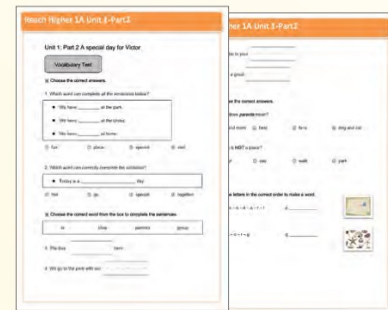
• 단어장




• 본문 한글 번역



• Test



• Worksheet (Answer Key)



• Monthly Plan

REACH Unit 1		Unit 2, Then and Now		3 Month Schedule	
Month	Week	Day 1	Day 2	Day 3	Day 4
1	1	Part 1: Communication Then and Now • Build Background • Language & Science Vocabulary SEP p.41-43 SEP p.44	Part 1: Communication Then and Now • Thinking Map & Academic Vocabulary SEP p.47-49 SEP p.50	Part 1: Communication Then and Now Main Selection SEP p.44-53 SEP p.53	
	2	Part 1: Communication Then and Now Main Selection SEP p.54-57 SEP p.58	Part 1: Communication Then and Now Main Selection SEP p.58-60 SEP p.61	Part 1: Communication Then and Now • Read and Summarize • Word Work SEP p.61-64 SEP p.65	
2	3	Part 1: Communication Then and Now • Pattern Selection: My Super Advertisements SEP p.67-68 SEP p.69	Part 1: Communication Then and Now • Respond and Extend • Grammar and Spelling SEP p.70-71 SEP p.72	Part 1: Communication Then and Now Review SEP p.68-71 SEP p.72	
	4	Part 2: A New Old Time • Language • Social Studies Vocabulary SEP p.74-75 SEP p.76	Part 2: A New Old Time • Thinking Map & Academic Vocabulary SEP p.76-77 SEP p.78	Part 2: A New Old Time Main Selection SEP p.76-81 SEP p.82	



Florida Department of Education
 FLDOE.org