



# WORKBOOK

Push and Pull



 What do you push and pull in the playground? Draw pictures about them.



Push to Play



Pull to Play

 Fill in the blanks with correct words to complete the sentence.

We \_\_\_\_\_ and \_\_\_\_\_ when we play.

 Match the pictures with their effects.

1.  

2.  

 Trace the words to complete the sentences about the pictures above.

1. Push the ball.  
Pushing makes it go up in the air.
2. Pull the bicycle.  
Pulling makes it go forward.



Find and circle the words listed in the Word Bank.

[ Word Bank ]

spin  
wagon

swing  
move

ribbon  
air

s	w	i	n	g	a	v	c	d	e
q	a	e	r	t	y	u	s	i	r
s	w	a	g	o	n	f	p	t	i
z	x	c	v	b	n	m	i	l	b
a	s	d	f	g	h	j	n	k	b
q	a	s	d	f	g	h	j	k	o
q	w	m	o	v	e	e	r	t	n
t	y	u	i	o	p	l	k	j	h
a	i	r	z	a	s	d	d	f	g



Look at the pictures and use the words from the Word Bank to complete the sentences.

[ Word Bank ]

makes

forward

go


move



1. Pushing makes it spin.



2. Pushing makes it go up in the air.







3. Pulling makes the ribbon move.



4. Pulling makes it go forward.

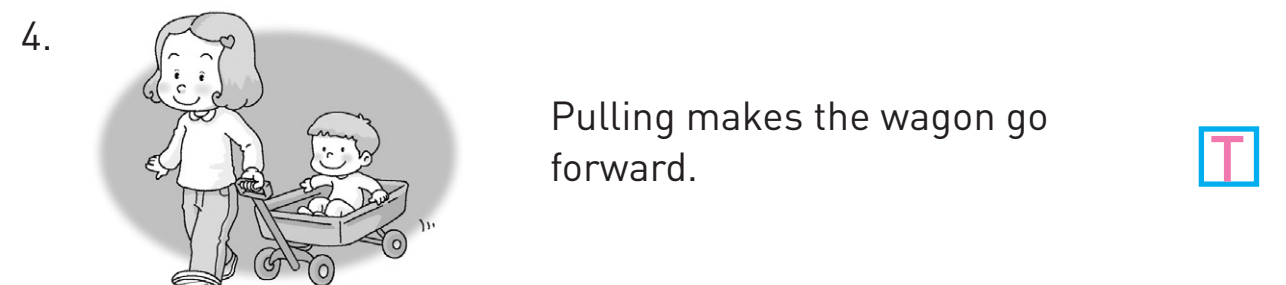
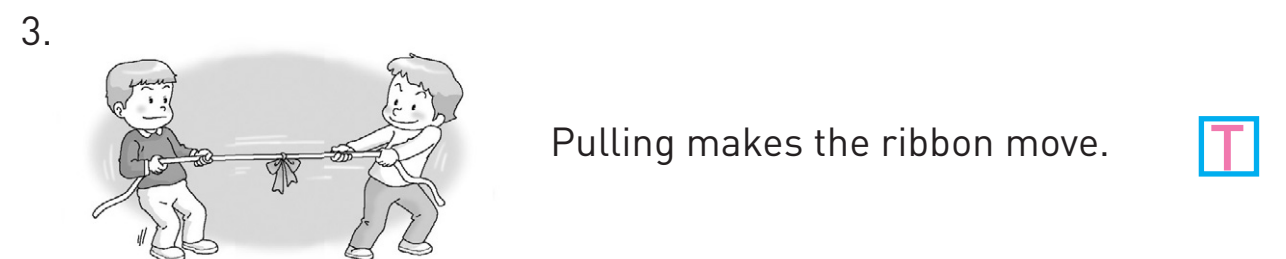
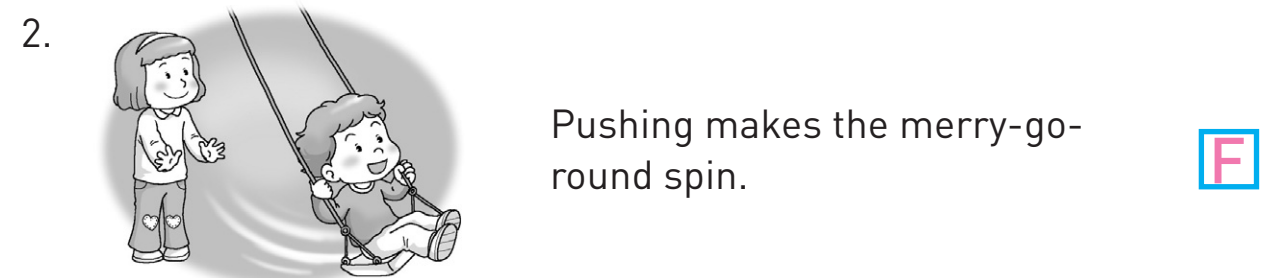
 Look at the pictures. Are the objects being pushed or pulled? Circle the correct words.





 Write the words to complete the sentences.

1. Push the merry-go-round.
2. Pull the wagon.
3. Pull the rope.
4. Push the swing.

 Write *T* if the sentences match the pictures and *F* if not.






 Look at the pictures. Then write the numbers of the pictures next to the matching sentences.



- 4 Pushing makes it spin.
- 1 Pulling makes it go forward.
- 2 Pulling makes the ribbon move.
- 3 Pushing makes it go up in the air.

 Draw lines to connect the matching sentences and the pictures.

<div>Push the swing.</div>	<div>Pull the rope.</div>	<div>Pull the wagon.</div>
		
<div>Pulling makes it go forward.</div>	<div>Pushing makes it go up in the air.</div>	<div>Pulling makes the ribbon move.</div>




 Look at the pictures and circle the correct action words.

1.



Pushing makes the merry-go-round ( go / spin ).


2.



Pulling makes it ( go / spin ) forward.

 Look at the pictures. Then circle the correct words and write them in the blanks to complete the sentences.

1.



Pulling makes the ribbon move.

2.



Pushing makes it spin.

3.





Pulling makes it go forward.

 Look at the pictures. Then draw the effect of each picture.

1.



2.



 Write about the pictures above.

Pushing and pulling helps us play.

Push the ball.

\_\_\_\_\_

Pushing \_\_\_\_\_

Pull the kite.

\_\_\_\_\_

Pulling \_\_\_\_\_

\_\_\_\_\_

## Listening Practice



Listen to the sentence and fill in the blanks.

Track #4

1. We push and pull when we play.
2. Push the swing.
3. Pushing makes it go up in the air.
4. Pulling makes the ribbon move.
5. Pushing and pulling helps us play.




Read the story

## What Makes It Go?



Throwing makes the ball go up in the air. ④



Pedaling makes the bicycle go forward. ①



Sailing makes the yacht go through water.  
②



Running makes the pinwheel spin.  
③

MEMO

Handwriting practice area with 20 horizontal dotted lines for writing.



Four Corners  
WORKBOOK

**Push and Pull**

Publisher Jae-yoon Chung  
Managing Director Hannah Lee  
Senior Editor Jung-ah Kim  
Project Editor Reese Ji  
Written by Jeong Hee Choi  
Proofread by Alwin G. Fontenot  
Recorded by Yeasung Media Tech  
Illustrated by Donghyun Lee, Youngjoo Jung  
Designed by DOD Design  
Printed by POD KOREA

Copyright © 2008 by Language World Co., Ltd.

All rights reserved. No part of this publication may be reproduced or distributed in any form or by any means, or stored in a database or retrieval system, without the prior written consent of Language World Co., Ltd., including, but not limited to, in any network or other electronic storage or transmission, or broadcast for distance learning.



[www.lwbooks.co.kr](http://www.lwbooks.co.kr)

First Edition in 2008

ISBN 978-89-256-0134-2